

Underground Distribution

Fuse Service Equipment

Series 7 House Service Cut-outs (CNE) 240V/415V

The market leading Series 7 range, sets the standard for safety and convenience in House Service Cut-outs. Designed for Combined Neutral and Earth (CNE) systems, rated up to 100A and fully compliant with BS 7657:2010

WT Henley's glass reinforced Polyester (DMC) material provides strength, durability and excellent tracking resistance. Tamper resistant 'pin & plug' protects unused cable entries.

Sharply serrated double entry phase and neutral terminals are suitable for either aluminium or copper conductors from 2.5mm² up to 35mm² and socket headed terminal screws (operated by a custom designed tool) ensure effective and secure connections. Fuse-clips are precision designed to ensure low contact resistance every time.

All phase terminal screws are held captive within the base to make installation as simple as possible.

- Fully compliant with BS 7657:2010
- Designed to ensure secure connection and low contact resistance throughout
- Manufactured from glass reinforced polyester
- Close-coupled version interfaces with industry standard meter types to prevent theft of supply
- Insulated Busbar available for connecting a second Single Pole cut-out / service
- Tamper-resistant 'pin & plug' protect unused cable entries.



Fuse Service Equipment

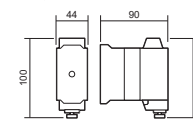
The range consists of:

- Standard single pole (SP) cut-out.
- Standard single pole and neutral/earth (SP&N/E) cut-out.
- Close coupled SP&N/E cut-out interfaces with industry standard meter entry port designs to provide security against theft of supply.
- Protection chambers for SP&N/E and TP&N/E versions.
- Insulated Busbar for simple connection of a second SP cut-out / service.
- Fuse carriers rated at either 60/80A or 100A.
- A range of fuse links, 30,60,80&100A.
- SP&N/E isolator - denoted by a red fuse carrier - replaces the fuse with a solid link.

Note: Triple pole and Neutral cut-out sets can be assembled using a combination of SP (2 x SP), SP&N/E and a TP&N protection chamber.

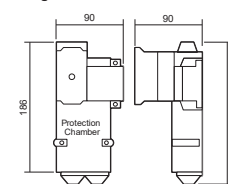
Description	Product Code	
	60/80A	100A
Single Pole Cut-out	54131-04	54132-04
Single Pole and Neutral (with combined neutral earth)	54137-04	54138-12
Close Coupled Design		
Single Pole and Neutral (with combined neutral earth)	54138-02	54138-05
Protection Chambers (with 2 PVC Bushes and blank entries)		
For Single Pole and Neutral Earth unit	54315-06	
For Triple Pole and Neutral Earth unit	54315-49	
Accessories and Spares		
Insulated Busbar	54382-01	
Fuse Carriers	60/80A 54365-04	100A 54365-22
Insulated Hexagon Headed Screwdriver/ pin&plug remover	53485-36	
Solid link in red carrier (used in place of fuse-link)	54365-08	
Fuselinks BS HD 60269-3 2010 BS 88-3 2010		
16 x 22 x 57mm to suit 60/80A Carrier	16 x 30 x 57mm to suit 100A Carrier	
30A 58332-04	30A	58332-30
60A 58333-07	60A	58333-11
80A 58334-08	80A	58334-04
100A 58334-09	100A	58334-06
Isolator		
Single Pole and Neutral Earth (fitted with red solid link carrier)	54361-05	
Maximum Cable Sizes		
Phase and Neutral (incoming and outgoing)	35mm ²	
Earth	25mm ²	
Time switch	10mm ²	

Single Pole



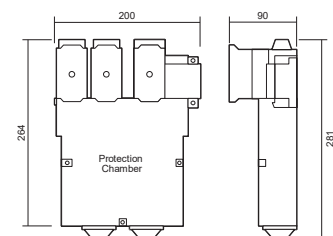
60A/80A 54131-04 100A 54132-04

Single Pole and Neutral Set



60A/80A 54137-04 100A 54138-12
54315-06 54315-06

Triple Pole and Neutral Set



60A/80A 2 x 54131-04 100A 2 x 54132-04
1 x 54137-04 1 x 54138-12
1 x 54315-49 1 x 54315-49

All dimensions in mm



Note: For single-pole-and-neutral and triple-pole-and-neutral sets, the Cut-outs and protection chambers are supplied as separate items for on site assembly

General Note: The equipment in this publication should be installed by a suitably qualified person. Sicame UK Limited reserves the right to make changes in product specification without notice or liability. All information is subject to Sicame UK's own data and is considered accurate at time this document was created.

© 2018 Sicame UK Limited. All rights reserved. No part of this document may be copied or reproduced in whole or in part without prior written approval of Sicame UK Limited.

14688 2014-02-01

